


Department PG online Application Instructions

Step1: To Apply for a program click on the **Apply Now** link in the respective program.

Step2: Enter Name and other details . Then you will get application Number.

 CAP KANNUR UNIVERSITY PG Admission 2020-21 CAP Centralized Allotment Process

Kannur University
Kannur,Kerala Home > Application Number Generate Form

Registration Form

Name of Applicant JAYESH M	Email address jayeshm1985@gmail.com
Date of Birth 05/03/1985	Name of University Which he/she completed Under Graduate Programme(BA/BSC/BCom etc) * KANNUR UNIVERSITY
MobileNo +91 949 613 7829	Year of Admission to UG Programe * 2017
Select Gender Male	Year of passing of UG Programe * 2020
Aadhar Number 000000000001	Registration Fee Amount ₹ 420.00
Select Fee Category General/SEBC	

in/TESTPGSWS2020/index.php Submit

Step3:Payment done through sbicollect.



Payment Categories :

PG Admission - Registration Fee (General / SEBC)

PG Admission - Registration Fee (SC/ST)

Step 1

Instructions for generating Echallan [Click Here >>](#)

Instructions for Online payment [Click Here >>](#)

[Pay Online Here](#)


Step 2

Instructions for print e-Receipt [Click Here >>](#)


[[Click on the Payment History Link](#)]

[Click Here to Print E-Receipt .](#)

Sbi collect Home Page

State Bank Colk

[Products & Services](#) [Know More](#)



STATE BANK COLLECT

A MULTI-MODAL PAYMENT PORTAL

DISCLAIMER CLAUSE

Terms Used

- > **Corporate Customer:** Firm/Company/Institution (F/C/I) collecting payment from their beneficiaries.
- > **User:** The beneficiary making a payment to F/C/I for the services/goods availed.
- > Bank shall not be responsible, in any way, for the quality or merchantability of any product/merchandise or any of the services related thereto, whatsoever, offered to the User by the Corporate Customer. Any disputes regarding the same or delivery of the Service or otherwise will be settled between Corporate Customer and the User and Bank shall not be a party to any such dispute. A request for refund by the User on any grounds whatsoever should be taken up directly with the Corporate Customer and the Bank will not be concerned with such a request.
- > Bank takes no responsibility in respect of the services provided and User shall not be entitled to make any claim against the Bank for deficiency in the services provided by the Corporate Customer.
- > The User shall not publish, display, upload or transmit any information prohibited under Rule 3(2) of the Information Technology (Intermediaries guidelines) Rules, 2011.
- > In case of non-compliance of the terms and conditions of usage by the User, the Bank has the right to immediately terminate the access or usage rights of the User to the computer resource of the Bank and remove the non-compliant information.

I have read and accepted the terms and conditions stated above.
(Click Check Box to proceed for payment.)

Proceed

Then you will get DUB number .print the receipt .If you can get print payment is successful.You can reprint by clicking statebankcollect menu in

the payment page and select reprint remittance form link.

Step4:Login with Application number and password default password is date of birth. You can change after completing the registration.

The screenshot shows the 'CANDIDATE LOGIN' page for the Department of Admission at Kannur University. The page header includes the university logo and the text 'CAP KANNUR UNIVERSITY Department PG Admission 2020-21'. The main heading is 'CANDIDATE LOGIN' with a sub-heading 'Candidate Login for Department Admission.' A note specifies that BA-LLB candidates should use 'Candidate Login' under the BA-LLB section. The login form contains two input fields: 'Application Number' and 'Password (dd/mm/yyyy)'. A 'Sign In' button is located below the password field. The page also features a 'Home' link and a 'Login' link in the top right corner.

Step5:Verify and update payment

The screenshot displays the 'Verify and Update - Registration Fee' page. The header shows 'CAP KANNUR UNIVERSITY DEPARTMENT PG ADMISSION 2020-21' and 'CAP Centralized Allotment Process'. The university name 'Kannur University, Kannur, Kerala' is visible on the left, and 'LogOut - Update Payment' is on the right. A progress indicator shows 'REGISTRATION PROCESS STEP 1 | 2 | 3 | 4 | 5 | 6', with step 2 highlighted. Below this, it indicates the 'Next Step - Candidate Profile Page' and provides a link for 'Instructions for Filling Application'. A banner for 'STATE BANK COLLECT' is present, featuring the State Bank of India logo and the slogan 'The Banker to Every Indian'. The main content area is titled 'Verify and Update Your Payment' and contains two input fields: 'Enter DU Number' and 'Transaction Date' (with a calendar icon). An 'Update Payment & Proceed' button is located below these fields. A 'Note' section on the right contains two instructions: 'Print your e-Receipt and enter the DU-Number (Go to SBICollect->Payment History Link)' and 'Keep the printout of this page for future reference.'

Step5:Fill the personal details

REGISTRATION PROCESS STEP 1 | 2 | **3** | 4 | 5 | 6 Next Step - Photo Upload

• CANDIDATE PROFILE REGISTRATION - Application No :20001

INSTRUCTIONS FOR FILLING APPLICATION

Personal Details

1.Name of Applicant * TEST	9.Address * TEST HOUSE
2.Date of Birth * 05/03/1995	10.Enter Street STREET
3.Gender * Male	11.Enter Place * KANNUR
4.Nationality * Indian	12.Select State * Kerala
5.Guardian Name * TEST K	13.Select District * KANNUR
6.Contact Mobile No * +91 912 344 5555	14.Select Taluk * Taliparamba
7.Alternate Phone	15.Enter Post Office * KANNUR
8.Email * test@gmail.com	16.Enter Pin Code * 670002

17.Whether Creamy layer? * Non Creamy layer	21.Caste General
18.Religion * Hindu	22.PWBD (Person with Benchmark Disability) Yes <input type="radio"/> No <input checked="" type="radio"/>
19.Are you eligible for community reservation? * Yes <input type="radio"/> No <input checked="" type="radio"/> Reservation Rules	23.OEC Yes <input type="radio"/> No <input checked="" type="radio"/>
20.Category General	24.Forward Community YES
	25.BPL? BPL Rules YES

26.III. Special Weightage Details

NCC Cadet in Degree level NSS Volunteer in Degree level

Specify the Ncc Level
A

You have to produce relevant certificates to prove the claimed special weightage at the time of admission

27.IV. Miscellaneous Details

Reservation for Nominees * Not Applicable	Aadhaar * 354356363643
Have you completed any degree course in regular mode? * Yes <input type="radio"/> No <input checked="" type="radio"/>	Have you represented any sports competitions ? * Yes <input checked="" type="radio"/>
Age as on (01/06/2019) * 24	Specify the Sport ?* Cycling
If yes, specify the level ? * International Level	

SAVE AND CONTINUE

Then click save and continue.

Step6:Upload photo and signature then click continue.


CAP KANNUR UNIVERSITY Department PG Admission 2020-21 Welcome, 20001


KANNUR UNIVERSITY - DEPARTMENT PG ADMISSION 2019-20
ADMISSION FOR DEPARTMENT PG PROGRAMMES 2020-21 !!

REGISTRATION PROCESS STEP 1 | 2 | 3 | **4** | 5 | 6
Previous Step - Candidate Profile Upload Successfully Next Step - Academic Details

Instruction for Photo and Signature

- CANDIDATE PHOTO && SIGNATURE DETAILS - Application No :20001

Select Photograph : * No file chosen 
Photograph size should be less than 40 Kb, resolution 150 X 200 px and .jpg extension

Select Signature : * No file chosen 
Signature size should be less than 40 Kb, resolution 150 X 60 px and .jpg extension

Step 8: Academic details Entry page

Note: Please Specify Mark system as 'Grade system' if the UG programme is BSc. Mathematics(Honours), Kannur University

- CANDIDATE ACADEMIC PROFILE DETAILS - Application No :200002

Name of University(UG) *	Mode Of Study (UG) *
<input type="text" value="KANNUR UNIVERSITY"/>	<input type="text" value="Regular"/>
Year of Admission(UG) *	Number of Appearancs(UG) *
<input type="text" value="2017"/>	<input type="text" value="1"/>
No. of Main/Core Course Studied(UG) *	Examination Register Number (UG) *
<input type="text" value="Single"/>	<input type="text" value="74574784"/>
Degree Type *	Year of passing (UG) *
<input type="text" value="BSc"/>	<input type="text" value="2020"/>
Select Your UG Program *	Pattern of Exaination Passed (UG) *
<input type="text" value="BSc - Computer Science"/>	<input type="text" value="10+2+3"/>
	Specify mark System (UG) *
	<input type="text" value="Grade System"/>

Then you get message successfully entered academic data message
Step8:Academic Marks entry Page.

REGISTRATION PROCESS STEP 1 | 2 | 3 | 4 | 5 | **6** | 7 | 8

Previous Step - Candidate Academic Profile Successfully Next Step - College Add Option

Instruction for academic Profile Registration

- CANDIDATE ACADEMIC MARK DETAILS - Application No :200002

Important:If you have not studied part I/Part II/Any columns in part III,Leave the marks awarded and maximum as 0(Zero)
Important:If you have any problem in Mark Entry,Please contact 0497 - 2715261, 0497 - 2715284

Part/Course	Subject	OGPA/CGPA	Credit
Common Course I	ENGLISH	6	6
Common Course II	MALAYALAM	7	5
General Course(If Exist)			
Core	COMPUTER SCIENCE	5	5
Complimentary Course I	Electronics	6	6
Complimentary Course II	Mathematics	7	5
Open Course			
Total		7	10

Submit Clear

Step9:Option Entry Page

REGISTRATION PROCESS STEP 1 | 2 | 3 | 4 | 5 | 6 | **7** | 8

Previous Step - Candidate Academic Profile Successfully

Next Step - Verification

INSTRUCTIONS FOR ADDING OPTIONS

- CANDIDATE OPTION DETAILS - Application No :200002

ADD YOUR OPTIONS

Before clicking the 'Preview & Verify Completed Application' button, please add atleast one option

Click on "Preview & Verify Completed Application" button below only after adding all your options (maximum 10 options).

Select Course :

Select College :

** Fee Structure of the Self Financing Colleges are higher than the Govt & Aided colleges.

Click on "Save & Refresh Options" button after re-arranging / removing your options.

Pref.No.	Course	College
1	COMPUTER SCIENCE	MARY MATHA ARTS & SCIENCE COLLEGE, MANANTGAWADY - Aided
2	ENGLISH	GOVERNMENT BRENNEN COLLEGE, DHARMADAM, THALASSERY - Government
3	COUNSELLING PSYCHOLOGY	WADIHUDA INSTITUTE OF RESEARCH AND ADVANCED STUDIES, VILAYNACODE, KANNUR - Self Financing

Step10:Edit Application Page.

The screenshot shows a web browser window with the URL `admission.kannuniversity.ac.in/TESTPGSWS2020/edit_application.php`. The page header is blue and contains the text "KANNUR UNIVERSITY - PG Admission 2020-21" and "ADMISSION FOR PG PROGRAMMES 2020-21!!". Below the header, a progress bar indicates the registration process steps: 1 | 2 | 3 | 4 | 5 | 6 | 7 | 8, with step 8 being the current step. The current step is labeled "CANDIDATE ACADEMIC PROFILE DETAILS - Application No:". The main content area is titled "VERIFICATION OF APPLICATION FORM FOR VARIOUS PG DEGREE PROGRAMMES 2020". It includes a green "Important" notice: "There is provision to edit some fields in each section if required. The registration process will be completed only after taking the print out of the application form." Below this is a checkbox for accepting the information as true. A "Print Completed Application" button is visible. At the bottom, a "PERSONAL DETAILS" section contains a table with the following data:


Application No	200002
Name of Applicant	JAY M


The browser's taskbar at the bottom shows the Windows logo, a search bar, and various application icons. The system tray on the right indicates the date and time as 8:15 PM on 8/24/2020.

Step11: Then print complete Application page

PERSONAL DETAILS			
Name of Applicant		JAY M	
Date of Birth		05/03/1985	
Gender		Male	
Nationality		Indian	
Address for Communication		Civil station P.O,Kucampus,thavakkara	
		KANNUR,Kerala,670001	
Email & Mobile		jayeshm1985@gmail.com,940 041 2345	
Religion & Community		Hindu,SEBC-OBH	
Whether BPL?		No	
Whether PWBD and Percentage of Disability?		No	
Special Reservation?		No	
Weightage Details			
NCC		NSS	sports
No		Yes	No
Aadhaar Number		653474574754	
Forward Community(Only for BPL Rservation Claiming)		No	
ACADEMIC DETAILS			
Programme	Computer Science	Admission Year	2017
Register Number	74574754	Year of Passing	2020
Number of Appearances	1	Mark/Grade System	Grade System
Mode Of Study	Regular	Studied Pattern	10+2+3
University	KANNUR UNIVERSITY		
MARK DETAILS			
Part/Course	Subject	CGPA/OGPA	Credit
Common Course I	English	8.25	16
Common Course II	Malayalam	5.5	8
Core	Computer Science	5	5
Complimentary Course I	Electronics	6	6
Complimentary Course II	Mathematics	7	5
General Course		0	0
Open Course		0	0
COURSE DETAILS			
Pref No	Course	College	
1	MSC COMPUTER SCIENCE	MARY MATHA ARTS & SCIENCE COLLEGE, MANANTGAWADY	
2	MA ENGLISH	GOVERNMENT BRENNEN COLLEGE, DHARMADAM, THALASSERY	
3	MSC COUNSELLING PSYCHOLOGWA	JHUDA INSTITUTE OF RESEARCH AND ADVANCED STUDIES, VILAYNACODE, KANNUR	
4	MA ENGLISH	GOVERNMENT COLLEGE, KASARAGOD	

Step9:Then you can login again by using candidate login link under department pg section in the <http://admission.kannuruniversity.ac.in>.

Kannur UniversityCAP  Students Home ▾

-  CANDIDATE PROFILE - Application No :20001

Candidate Name:TEST

Candidate DOB:05/03/1995

Applied Course: Master of Library and Information Science