


## Department PG online Application Instructions

Step1: To Apply for a program click on the **Apply Now** link in the respective program.

Step2: Enter Name and other details . Then you will get application Number.

 CAP KANNUR UNIVERSITY Department PG Admission 2020-21 CAP Centralized Allotment Process

**Kannur University**  
Kannur,Kerala Home > Application Number Generate Form

Registration Form

<b>Select PG Programme to Applied</b> Master of Library and Information Science	<b>Select Gender</b> Male
<b>Name of Applicant</b> TEST	<b>Aadhar Number</b> 354356363643
<b>Date of Birth</b> 05/03/1995	<b>Email address</b> test@gmail.com
<b>MobileNo</b> +91 912 344 5555	<b>Registration Fee Amount ₹ 420.00</b>
<b>Select Fee Category</b> SEBC	

[Submit](#)

<b>Your Application Number</b>	20001
<b>Your password</b> <small>(Your date of birth)</small>	05/03/1995
<b>Applicant Name</b>	TEST

[Click Here to Next Step.](#)

**Note**

- This application will not be considered for the centralized allotment process.
- Login with your application number and password to continue the Registration Process.
- Keep the printout of this page for future reference.

Step3:Payment done through sbicollect.



**Payment Categories :**

- PG Department - Registration Fee (General / SEBC)
- PG Department - Registration Fee (SC/ST)

Step 1

**Instructions for generating Echallan [Click Here >>](#)**

**Instructions for Online payment [Click Here >>](#)**

**Pay Online Here**

Step 2

**Instructions for print e-Receipt [Click Here >>](#)**

[ [Click on the Payment History Link](#)]

**Click Here to Print E-Receipt .**



State Bank Coll

Products & Services [Know More](#)



**STATE BANK COLLECT**  
A MULTI-MODAL PAYMENT PORTAL

DISCLAIMER CLAUSE

**Terms Used**

- > **Corporate Customer:** Firm/Company/Institution (F/C/I) collecting payment from their beneficiaries.
- > **User:** The beneficiary making a payment to F/C/I for the services/goods availed.
- > Bank shall not be responsible, in any way, for the quality or merchantability of any product/merchandise or any of the services related thereto, whatsoever, offered to the User by the Corporate Customer. Any disputes regarding the same or delivery of the Service or otherwise will be settled between Corporate Customer and the User and Bank shall not be a party to any such dispute. A request for refund by the User on any grounds whatsoever should be taken up directly with the Corporate Customer and the Bank will not be concerned with such a request.
- > Bank takes no responsibility in respect of the services provided and User shall not be entitled to make any claim against the Bank for deficiency in the services provided by the Corporate Customer.
- > The User shall not publish, display, upload or transmit any information prohibited under Rule 3(2) of the Information Technology (Intermediaries guidelines) Rules, 2011.
- > In case of non-compliance of the terms and conditions of usage by the User, the Bank has the right to immediately terminate the access or usage rights of the User to the computer resource of the Bank and remove the non-compliant information.

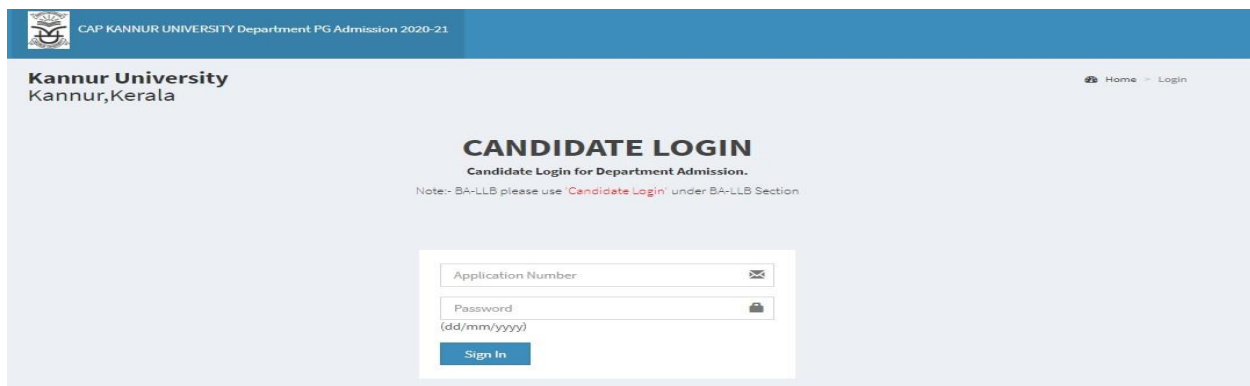
I have read and accepted the terms and conditions stated above.

(Click Check Box to proceed for payment.)

**Proceed**

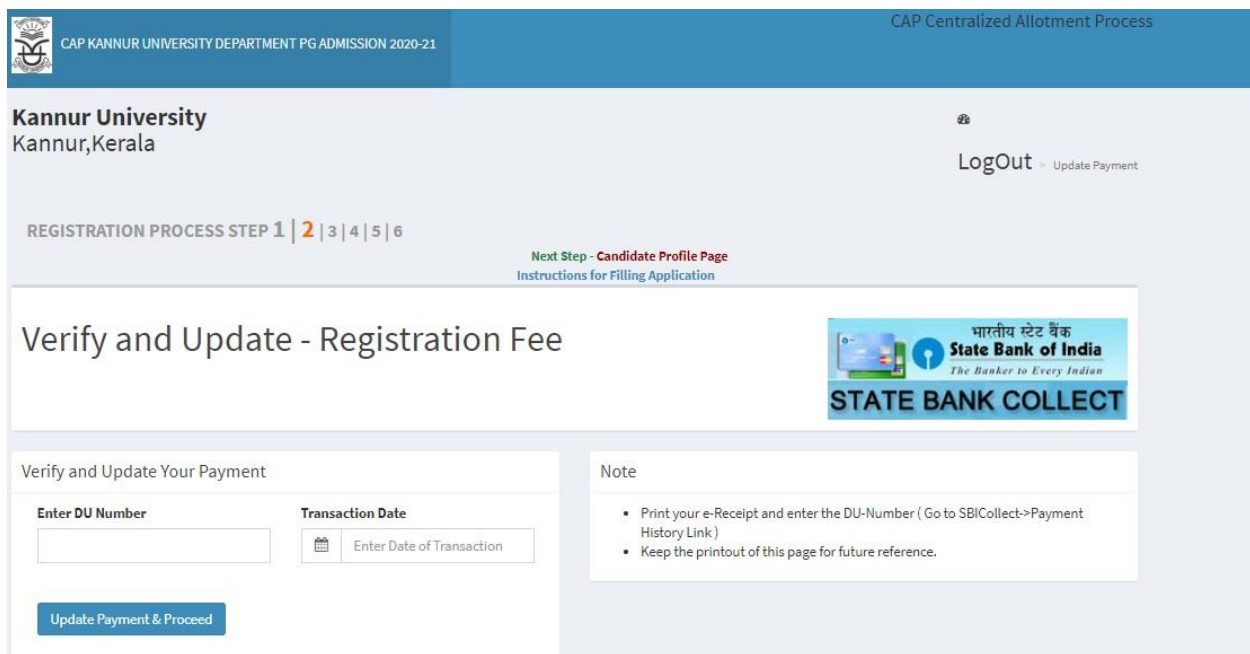
Then you will get DUB number .print the receipt .If you can get print payment is successful.You can reprint by clicking statebankcollect menu in the payment page and select reprint remittance form link.

Step4:Login with Application number and password default password is date of birth. You can change after completing the registration.



The screenshot shows the 'CANDIDATE LOGIN' page for Kannur University. The header includes the university logo and 'CAP KANNUR UNIVERSITY Department PG Admission 2020-21'. The main heading is 'CANDIDATE LOGIN' with a sub-heading 'Candidate Login for Department Admission.' A note states: 'Note:- BA-LLB please use 'Candidate Login' under BA-LLB Section'. The login form contains two input fields: 'Application Number' and 'Password (dd/mm/yyyy)'. A 'Sign In' button is located below the password field. The page also features a 'Home - Login' link in the top right corner.

Step5:Verify and update payment



The screenshot displays the 'Verify and Update - Registration Fee' page. The header shows 'CAP KANNUR UNIVERSITY DEPARTMENT PG ADMISSION 2020-21' and 'CAP Centralized Allotment Process'. The university logo and name are on the left, and 'LogOut - Update Payment' is on the right. A progress indicator shows 'REGISTRATION PROCESS STEP 1 | 2 | 3 | 4 | 5 | 6', with '2' highlighted. Below this, it says 'Next Step - Candidate Profile Page' and 'Instructions for Filling Application'. The main heading is 'Verify and Update - Registration Fee'. To the right is a 'STATE BANK COLLECT' logo with the text 'भारतीय स्टेट बैंक State Bank of India The Banker to Every Indian'. The 'Verify and Update Your Payment' section has two input fields: 'Enter DU Number' and 'Transaction Date' (with a calendar icon). An 'Update Payment & Proceed' button is at the bottom. A 'Note' section contains two bullet points: 'Print your e-Receipt and enter the DU-Number ( Go to SBICollect->Payment History Link )' and 'Keep the printout of this page for future reference.'

## Step5:Fill the personal details

REGISTRATION PROCESS STEP 1 | 2 | **3** | 4 | 5 | 6 Next Step - Photo Upload

CANDIDATE PROFILE REGISTRATION - Application No :20001 INSTRUCTIONS FOR FILLING APPLICATION

### Personal Details

<b>1.Name of Applicant *</b> TEST	<b>9.Address *</b> TEST HOUSE
<b>2.Date of Birth *</b> 05/03/1995	<b>10.Enter Street</b> STREET
<b>3.Gender *</b> Male	<b>11.Enter Place *</b> KANNUR
<b>4.Nationality *</b> Indian	<b>12.Select State *</b> Kerala
<b>5.Guardian Name *</b> TEST K	<b>13.Select District *</b> KANNUR
<b>6.Contact Mobile No *</b> +91 912 344 5555	<b>14.Select Taluk *</b> Taliparamba
<b>7.Alternate Phone</b>	<b>15.Enter Post Office *</b> KANNUR
<b>8.Email *</b> test@gmail.com	<b>16.Enter Pin Code *</b> 670002

<b>17.Whether Creamy layer? *</b> Non Creamy layer	<b>21.Caste</b> General
<b>18.Religion *</b> Hindu	<b>22.PWBD (Person with Benchmark Disability) Yes <input type="radio"/> No <input checked="" type="radio"/></b>
<b>19.Are you eligible for community reservation? * Yes <input type="radio"/> No <input checked="" type="radio"/> Reservation Rules</b>	<b>23.OEC Yes <input type="radio"/> No <input checked="" type="radio"/></b>
<b>20.Category</b> General	<b>24.Forward Community</b> YES
	<b>25.BPL? BPL Rules</b> YES

### 26.III. Special Weightage Details

NCC Cadet in Degree level  NSS Volunteer in Degree level

Specify the Ncc Level  
A

You have to produce relevant certificates to prove the claimed special weightage at the time of admission

### 27.IV. Miscellaneous Details

<b>Reservation for Nominees *</b> Not Applicable	<b>Aadhaar *</b> 354356363643
<b>Have you completed any degree course in regular mode? * Yes <input type="radio"/> No <input checked="" type="radio"/></b>	<b>Have you represented any sports competitions ? * Yes <input checked="" type="radio"/></b>
<b>Age as on (01/06/2019) *</b> 24	<b>Specify the Sport ?*</b> Cycling
<b>If yes, specify the level ? *</b> International Level	

**SAVE AND CONTINUE**

Then click save and continue.

Step6:Upload photo and signature then click continue.

CAP KANNUR UNIVERSITY Department PG Admission 2020-21 Welcome, 20001


Home - Candidate Profile Page

**KANNUR UNIVERSITY - DEPARTMENT PG ADMISSION 2019-20**  
ADMISSION FOR DEPARTMENT PG PROGRAMMES 2020-21 !!

REGISTRATION PROCESS STEP 1 | 2 | 3 | **4** | 5 | 6  
 Previous Step - Candidate Profile Upload Successfully Next Step - Academic Details


**Instruction for Photo and Signature**

• CANDIDATE PHOTO & SIGNATURE DETAILS - Application No :20001

Select Photograph : \*  No file chosen  

Photograph size should be less than 40 Kb, resolution 150 X 200 px and .jpg extension

---

Select Signature : \*  No file chosen  

Signature size should be less than 40 Kb, resolution 150 X 60 px and .jpg extension

Step7:Then click continue.

<p><b>Name of University *</b> KANNUR UNIVERSITY</p> <p><b>Year of Joining UG *</b> 2017</p> <p><b>Select UG Type *</b> BSc</p> <p><b>Select Your UG Program *</b> MATHEMATICS</p> <p><b>Number of Appearancs *</b> 1</p>	<p><b>Examination Register Number *</b> 12345</p> <p><b>Year of passing *</b> 2020</p> <p><b>Pattern of Exaination Passed *</b> 10+2+3</p> <p><b>Specify mark System *</b> Grade System</p>
---	---

Mark Details

Important:if you have not studied part I/Part II/Any columns in part III,Leave the marks awarded and maximum as 0(Zero)

Part/Course	Subject
Common Course I	ENGLISH
Common Course II	MALAYALAM
Core	MATHEMATICS
Complimentary Course 1	PHYSICS
Complimentary Course 2	OTHERS
	<b>Name</b>
	Computer science

Then you get message successfully entered academic data message

Step8:Then Print the application form and close the tab.You can later print by login

Applied course		Master of Library and Information Science	
PERSONAL DETAILS			
Name of Applicant		TEST	
Date of Birth		05/03/1995	
Gender		Male	
Nationality		Indian	
Address for Communication		TEST HOUSE,STREET,KANNUR	
		KANNUR,Kerala,670002	
Email & Mobile		test@gmail.com,912 344 5555	
Religion & Community		Hindu,BPL	
Whether BPL?		Yes	
Whether PWBD and Percentage of Disability?		No .	
Special Reservation?		yes	
Weightage Details			
NCC		NSS	sports
Yes		Yes	Yes
Aadhaar Number		354356363643	
Forward Community(Only for BPL Rservation Claiming)		Yes	
ACADEMIC DETAILS			
Programme	MATHEMATICS	Admission Year	2017
Register Number	12345	Year of Passing	2020
Number of Appearances	1	Mark/Grade System	Grade System
University	KANNUR UNIVERSITY	Studied Pattern	10+2+3
MARK DETAILS			
Part/Course		Subject	
Common Course I		ENGLISH	
Common Course II		MALAYALAM	

Step9:Then you can login again by using candidate login link under department pg section in the <http://admission.kannuruniversity.ac.in>.

Kannur UniversityCAP Students Home ▾

---

- CANDIDATE PROFILE - Application No :20001

Candidate Name:TEST

Candidate DOB:05/03/1995

Applied Course: Master of Library and Information Science